



DSDL40-HDLED

Loading Dock Lights

Illuminate trailers while improving safety and loading economy with one of our high quality dock lights made right here in the USA.

Available in a variety of light sources and arm configurations Loading Dock Supply is sure to have the right light for your unique application.

- Durable construction
- Arm lengths up to 114"
- Full range of light sources
- LED light models use up to 94% less energy
- Optional 3 speed fan addon available
- Modular designs for easy repair
- In stock or ships in one week

Dock Light Arms

Model DL Arms

- Chip resistant powder coat finish
- 1-1/2" square, 14 gauge, steel tubing
- 8', 300v SJTW conductor cord with NEMA 5-15 grounded plug
- (2) 3-1/4" x 1-3/4" x 3/16" mounting Brackets
- Arm Socket IEC C-14
- Optional heavy duty bracket for use with fans
- 24" - 40" - 60" - 90" - 114" lengths available

Model DKL Arms

- 1 1/2" square, 11 gauge, steel tubing
- 3" x 5" x 3/16" mounting plate attaches with (4) 3/8" bolts
- 5', 18/3 SJTW conductor cord and NEMA 5-15 grounded plug
- Arm Socket NEMA 5-15
- Optional heavy duty bracket for use with fans
- 24" - 40" - 60" lengths available



Fluorescent (FL)

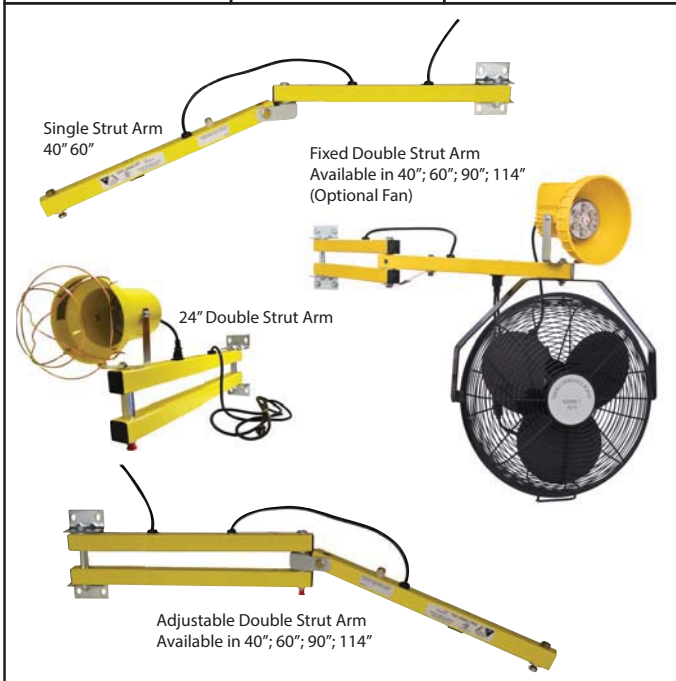
LED

LED-37

Polycarbonate

Heavy Duty - HDLED

Quartz Halogen (QH)



Single Strut Arm
40" 60"

Fixed Double Strut Arm
Available in 40"; 60"; 90"; 114"
(Optional Fan)

24" Double Strut Arm

Adjustable Double Strut Arm
Available in 40"; 60"; 90"; 114"

Light Heads


Model	TYPE	VOLTAGE	MAX. WATT.	EST. BULB LIFE	PLUG STYLE
MODEL DL HEADS					
INCHEAD	INC	115	300	--	IEC C-13
INCHEAD-P	LED		150	--	
HPSHEAD-P	HIGH PRESSURE SODIUM		50	24,000	
HDLED	LED		19	60,000	
MODEL DKL HEADS					
DKL-INC	INC	115	300	2000	NEMA 5-15P
DKL-QH	QUARTZ HALOGEN		500	2000	
DKL-LED	LED		12	50,000	
DKL-LED-37	LED		37	>30,000	
DKL-FL	FLUORESCENT		55	10,000	



Utility Lights

Built with dependability and versatility in mind Fostoria utility lights are an essential tool with combinations suited for almost any application. Great for use in machine rooms, auto shops, construction sites, warehouses, loading docks, manufacturing plants, among many other locations.

- LED, Fluorescent, and Quartz Halogen Heads
- Magnetic & clamp mounts for machine rooms
- Cart and stand mounts
- Powder coated steel components
- RoHS compliant heads
- Modular design
- Lead times stock to 1 week

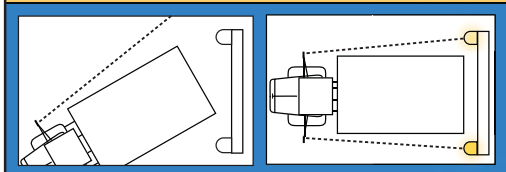


Dock Guide Lights

Communicate effectively for safe, accurate docking, at your facility with LED Loading Dock Guide Lights. With up to one hundred bright LEDs per set these units are highly visible, even in daylight! Built rugged with shock and vibration resistance, the DGLED LEDs are protectively covered by a weatherproof polycarbonate amber housing; a color ideal for contrast and depth perception in mist, fog, and other inclement weather.

- Easy installation on any vertical surface
- Manufactured in the USA
- Ideal for dark loading bay navigation
- No separate power supply required 120 AC units
- Customizable color signals for greater levels of communication on GL1100 units
- Easily activated by any on/off switch, control relay, or permanent power supply

LEDs provide bright focal points to help guide trucks safely and squarely into loading bays.



Stop & Go Dock Traffic Lights

Improve communication between freight operators and warehouse personnel with a stop and go light system.

- 3 voltages available: 115 AC, 12DC, & 24 AC/DC
- Choose from LED or Incandescent models
- Ready for use with existing dock control systems &/or after market switches
- Sold individually or as a package containing an interior unit and exterior drone unit
- 3 year warranty on LED models
- Manufactured in the USA



Stop And Go Traffic Light Technical Specifications

Housing.....Safety Yellow Polypropylene
 Power Source....12 Or 24 volt DC operation or 115 volt AC operation
 Lens diameter....4 1/4"
 Dimensions.....11 3/8" H x 6 3/8" W x 3 3/4" D