










Father's Day Ties

by QuickCraft

You will need

-  Tie templates below
-  Glue
-  Paint
-  Scissors, ribbon or string
-  Collage materials (Glitter, feathers etc)
-  Laminate and laminating machine

-  *Print the below templates and allow children to choose their tie.*
-  *Paint and collage your tie. Allow to dry and cut out.*
-  *Laminate your ties and punch holes where marked. Thread your ribbon or string through the holes and your ties are ready to give to dad on fathers day.*





