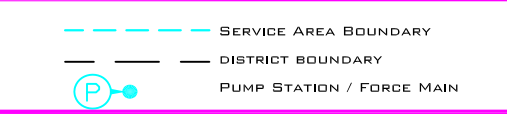
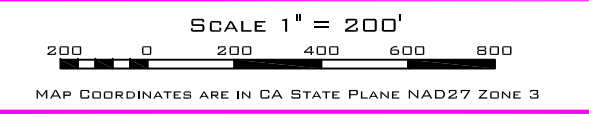


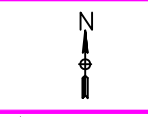
NOTE: SEWER MAIN 8" IN DIAMETER UNLESS OTHERWISE SHOWN



**LEGEND**

- MANHOLE
- DROP MANHOLE
- FLUSHING INLET
- ⊗ SYPHON

Cupertino Sanitary District  
 Santa Clara County  
 California  
 Mark Thomas & Co. Inc.  
 District Manager - Engineer  
 20065 Stevens Creek Blvd. Cupertino



SHEET  
**25**