

INSTALLATION INSTRUCTIONS

MODEL: 44110 MINI KAYAK CART

THANK YOU FOR YOUR PURCHASE. We take a **SATISFACTION GUARANTEED** approach to our products and our business, if you are not satisfied in any way, or if we can provide you with assistance or information, PLEASE call us TOLL FREE at 800-346-7332 or e-mail us at contactus@mygearup.com.

The GEARUP™ MINI KAYAK CART is designed to hold one non-motorized kayak or canoe. Total weight of kayak or canoe should not exceed 150lbs. **NEVER ATTEMPT TO USE THIS CART AS A TRAILER PULLED BEHIND ANY MOTORIZED VEHICLE.**



Bill of Material:

A.	44110C	Mini Kayak Cart Base	1
B.	44110D	Wheel	2

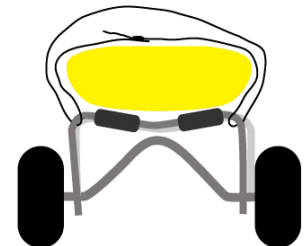
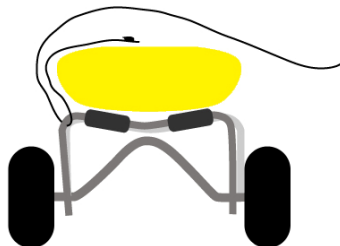
To attach wheels simply remove swivel pin from each end of the cart Axle, slide wheel onto axle, and replace the swivel pin.


Rubber pads have been placed on two crossbars to protect the hull of your boat. This cart is also equipped with a kick-stand. The kickstand will keep the cart upright while you set the boat on the cart. It is designed to be out of the way of obstacles when you're using the cart. As a general rule your kickstand should face the opposite direction you intend on pulling your boat.

USING A CENTER CART

Set the cart next to the boat. Pick up one end of the boat and place the boat on the cart near the center of boat. Experiment with your boat to find the best spot to place the cart. Pass a "cam buckle" strap (not included) around one leg of the cart. Do NOT use bungee cords. Take strap over the top of the boat to the other side. Pass the strap around the opposite leg of cart and back up over the boat. Run the strap through the cam buckle and cinch tightly. Often one strap is enough; use two if portaging over rough terrain. Fold up the kick stand when you're ready to move your kayak or canoe. When you arrive at your destination simply put the kick stand down, remove the strap, lift boat off cart, disassemble and stow cart.

Strapping Down a Kayak or Canoe on Assembled Cart





HERE ARE SOME EXAMPLES OF KAYAK/CANOE CARTS IN USE

WARNING

DO NOT STEP, CLIMB, OR HANG ON THE CART

DO NOT ALLOW SMALL CHILDREN OR PETS TO PLAY IN, ON, OR AROUND THE CART.
IMPROPER INSTALLATION AND/OR USE OF THE CART COULD CAUSE SERIOUS INJURY
AND/OR DEATH.

User assumes total responsibility for the proper installation and use of this product. GearUp Inc. will not be held liable for damages or injuries resulting from the installation and/or use of this product. If the installer or user is unsure of the requirements described herein, it is his/her responsibility to seek adequate professional assistance or contact our customer care center at 800-346-7332. **REMEMBER** – stored items can fall resulting in injuries and/or property damage when not properly installed or used.

THANK YOU again for your purchase. We have worked hard to make sure the product you purchased is of top quality and that all parts and necessary instructions have been included. If we have overlooked anything, or if we can be of assistance, help walk you through installation, or offer tips on how to use our product, **PLEASE** give us a call on our **Toll Free Customer Hotline 800-346-7332. YOUR SATISFACTION IS OUR TOP PRIORITY.**

Visit us at our web site www.mygearup.com for other storage solutions and special offerings.